
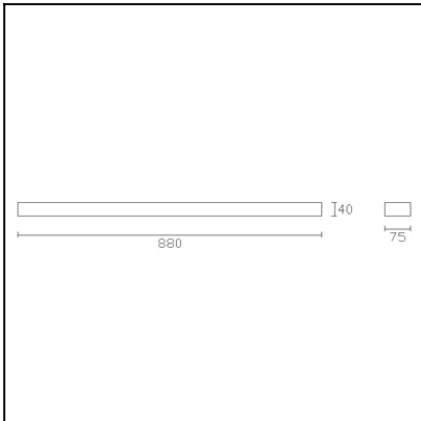


TOILET Q LED

05-1508-21-M1



The photograph may not match the reference exactly. Please read the product description to identify the finish.



Download photometric file .ldt / .ies

TECHNICAL CHARACTERISTICS

Type:	Wall fixture
IP Protection degrees:	IP44
Bulb:	96 x LED. Warm White - 3000K
Power (W):	16
Luminous efficacy (Lm/W):	91
CRI:	80
Voltage / Frequency:	220-240V/50-60Hz
Warranty (Years):	2
Option to extend the guarantee:	Yes, 5 years
Units per box:	8
Net Weight (Kg):	1.11
EAN:	8435111097991,00



MATERIALS / FINISHES

Structure material:	Extruded aluminium	Diffuser material:	Polycarbonate
Structure finish:	Chrome	Diffuser finish:	Matt opal

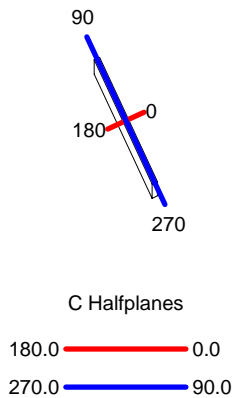
GEAR

Gear included: Yes, electronic

Luminaire		Measur.		Lamp		
Code	05-1508-21-M1	Code	05-1508-21-M1	Code	05-1508-21-M1	
Name	Aplique leds 16W cálido opal	Name	Aplique led 16W cálido opal	Number	1	
Line	- LEDS C4 LEDS	Date	09-04-2013	Position	Universal	
Efficiency	100.00%	Coordinate system	CG	Total Flux	616.50 lm	
Maximum value	100.46 cd	Position	C=0.00 G=40.00	Double Symmetrical		
Rectangular Luminaire	Length	880 mm	Width	38 mm	Height	78 mm
Rectangular Luminous Area	Length	866 mm	Width	38 mm	Height	37 mm
Horizontal Luminous Area	0.032908 m2	Emitting area on Plane 180°		0.032042 m2		
Emitting area on Plane 0°	0.032042 m2	Emitting area on Plane 270°		0.001406 m2		
Emitting area on Plane 90°	0.001406 m2	Glare area at 76°		0.039051 m2		
Symmetry Type	Double Symmetrical	Maximum Gamma Angle	180			
Measurement Distance	6.44	Measurement Flux	616.50 lm			
Operator	Asselum T2	Source voltage	230.00 V			
Temperature	20.00 °C	Source current	PRC			
Humidity	53.00 %	Photocell				
Notes						

Luminaire Lamps					
Line	Code	Name	Flux [lm]	Pow. [W]	Q.ty
- LEDS C4 LEDS	05-1508-21-M1	Lámpara led blanco cálido16W	616.50	16.00	1
C.I.E.	32 60 83 70 100	D DIN 5040	B21		
F UTE	0.70 H + 0.30 T	B NBN	BZ 7 / 0.8 / BZ 6		

880mm x 38mm



ULOR 30.06 %
DLOR 69.94 %
RN 30.06 %

