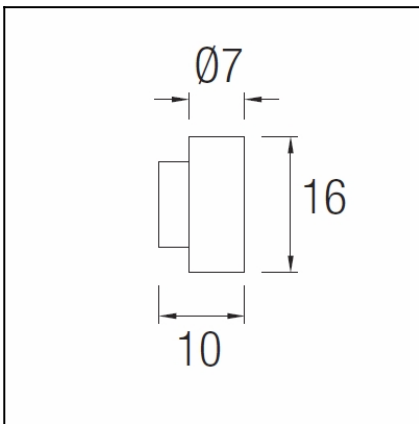




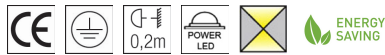
The photograph may not match the reference exactly. Please read the product description to identify the finish.



Download photometric file .ldt /.ies

TECHNICAL CHARACTERISTICS

Type:	Wall fixture
IP Protection degrees:	IP44
Bulb:	2 x LED Cree. Neutral white - 4200K
Power (W):	6W
Luminous efficacy (Lm/W):	93.5, 93.5
Angle Optiques:	25°
Voltage / Frequency:	100-240V/50-60Hz
Warranty (Years):	2
Option to extend the guarantee:	Yes, 5 years
Units per box:	12
Net Weight (Kg):	0.675
EAN:	8,43538E+12



MATERIALS / FINISHES

Structure material: Aluminium

Diffuser material: Glass

Structure finish: Grey

Diffuser finish: Matt

GEAR

Multi-voltage electronic gear included (110-240 V / 50-60 Hz)

Report No.: 20130314005

Test Time: 2013-3-14 15:03

Luminaire Property

Luminaire Manufacturer: LEDS-C4
 Luminaire Category:
 Lamp Catalog:
 Number of Lamps: 2
 Luminous Length (mm): 55
 Luminous Height (mm): 20
 Current: 0.070 A
 Power Factor: 0.430

Luminaire Description: 05-9719
 Lamp Description: LED
 Lumens per Lamp: 162
 Luminous Width (mm): 55
 Voltage: 220.2 V
 Power: 6.60 W

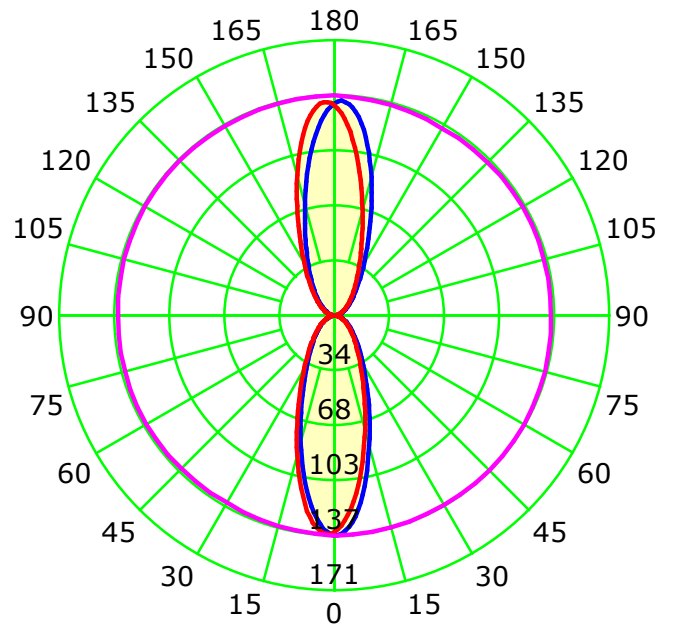
Photometric Results

CIE Class: General Diffuse
 Measurement Flux: 204.6 lm
 Downward Ratio: 32.03%
 Field Angle: H98.8 V98.3
 Luminaire Efficacy Rating (LER): 31
 Max. Intensity: 137.5 cd

Total Rated Lamp Lumens: 324.0 lm
 Efficiency: 63.15%
 Upward Ratio: 31.11%
 Beam Angle: H36.7 V36.5
 Central Intensity: 137.49 cd
 Pos of Max. Intensity: H0 V0

Picture Of Luminaire ...

Luminous Intensity Distribution Curve

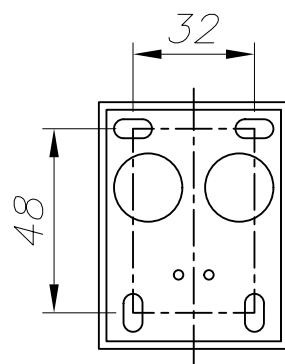
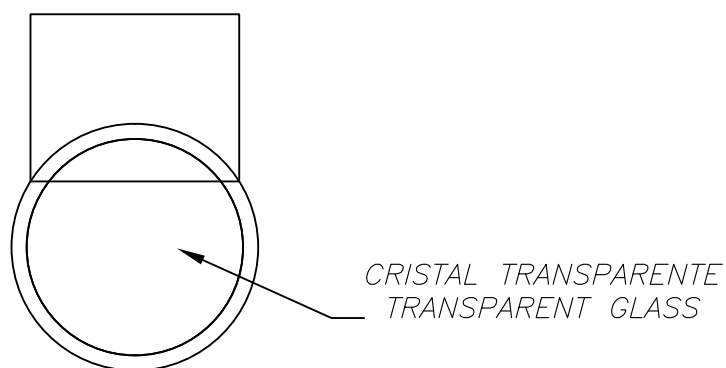
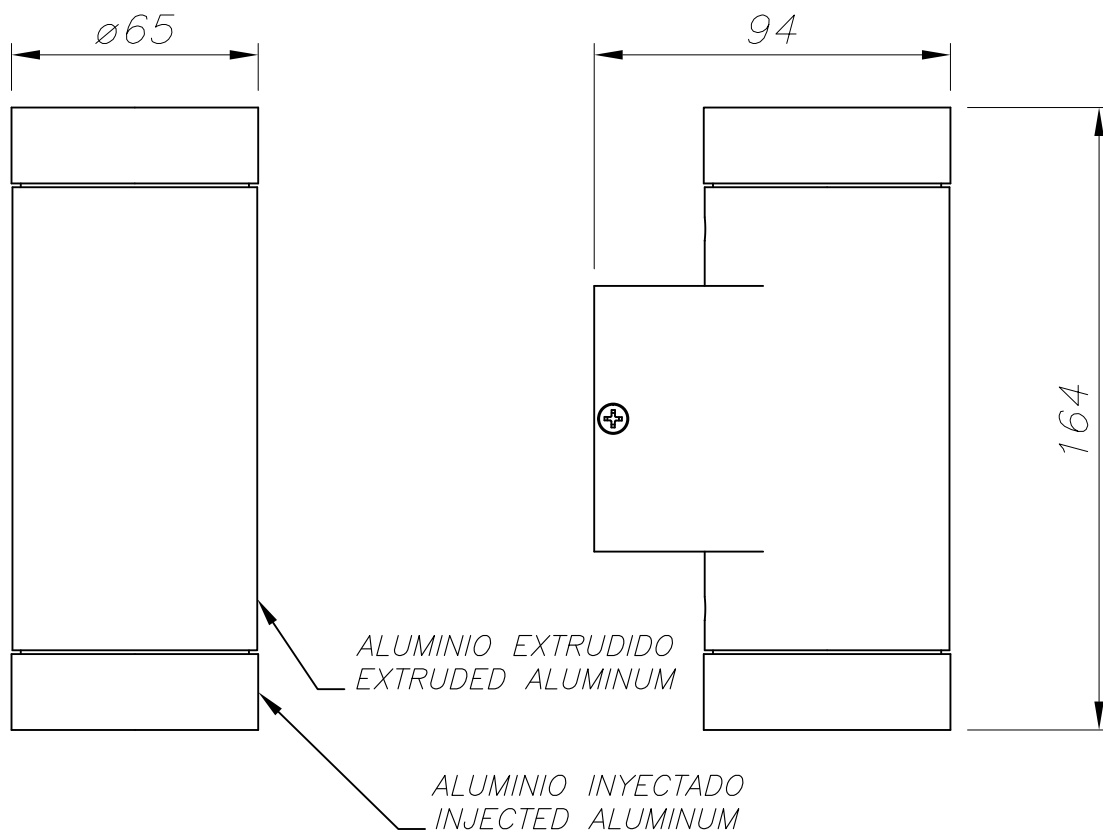


Unit: cd

— C0-C180 — C90-C270 — G0

C Plane (°):0.0-360.0: 30.0
 Test Lab: INVENTFINE
 Test Type: TYPE C
 Temperature:
 Operator:

Gamma Plane (°):0.0-180.0:1.0
 Test Device: GPM-1800B
 Distance: 6.435 m
 Humidity:
 Inspector:



PLANTILLA DE INSTALACIÓN
INSTALLATION TEMPLATE

