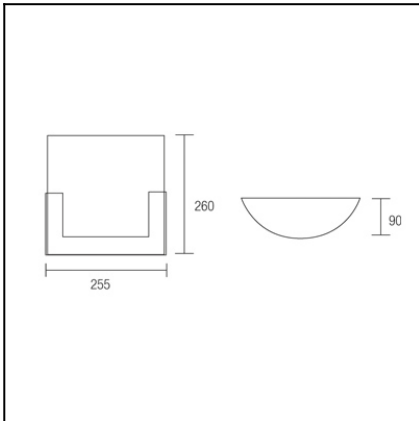




The photograph may not match the reference exactly. Please read the product description to identify the finish.



Download photometric file .ldt /.ies

TECHNICAL CHARACTERISTICS

Type:	Wall fixture
IP Protection degrees:	IP20
Lampholder:	2 x E27
Power (W):	E27 MAX 60W
Total power consumption (W):	120
Voltage / Frequency:	220-240V/50-60Hz
Units per box:	6
Net Weight (Kg):	1.65
EAN:	8435111056950



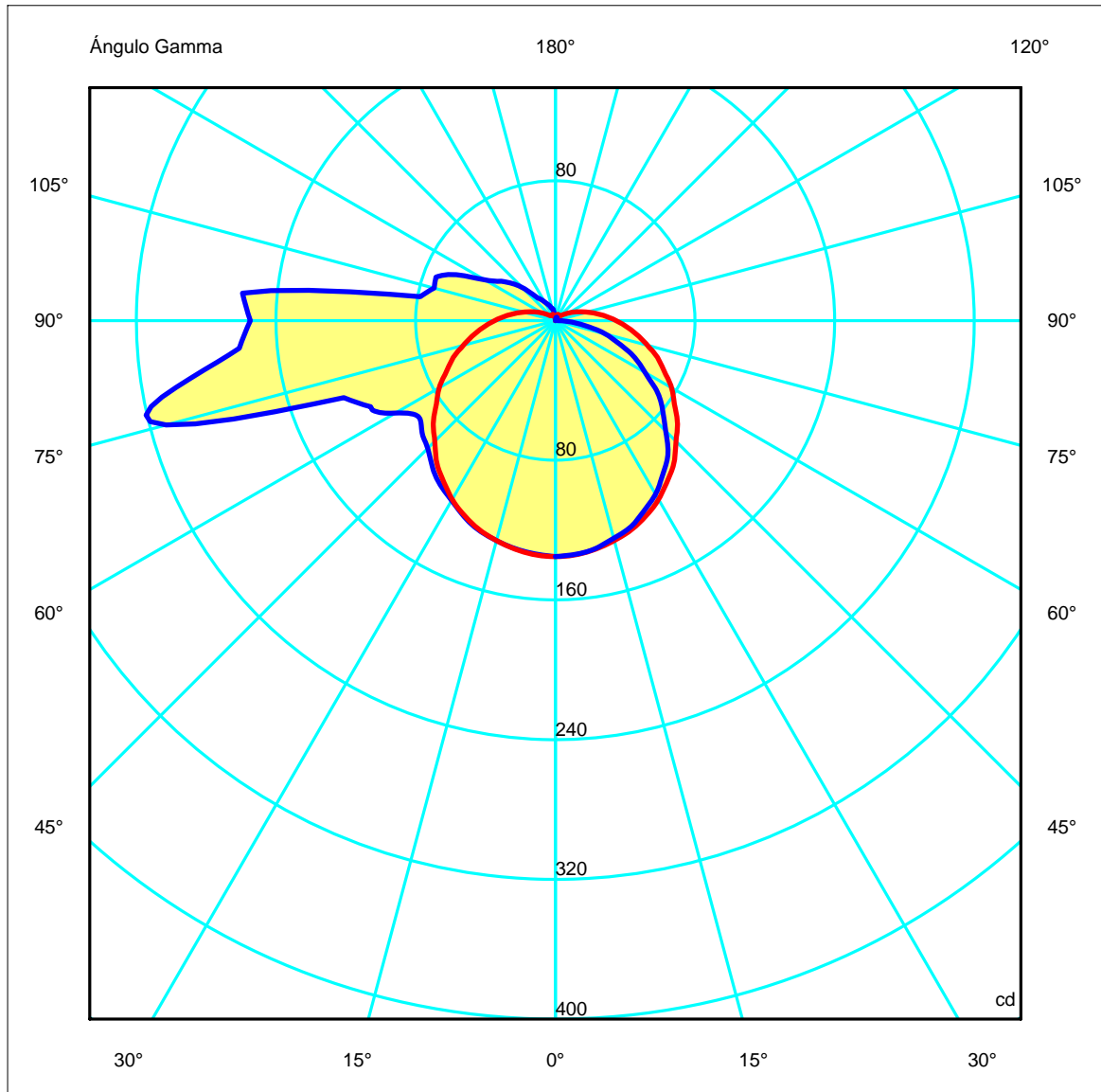
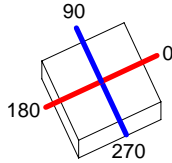
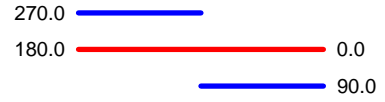
MATERIALS / FINISHES

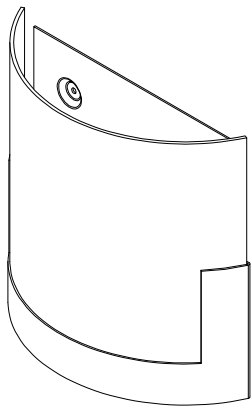
Structure material:	Steel	Diffuser material:	Glass
Structure finish:	Satin nickel	Diffuser finish:	Satin

Luminaria		Ensayo		Lámpara	
Código	505-NS	Código	505-NS	Código	CLAS A CL 60
Nombre	Aplicue NIZA 2x60W E27 opal	Nombre	Aplicue NIZA 2x60W incand. E27	Número	2
Familia	- LEDS-C4	Fecha	26-03-2010	Posición	Universal
Eficiencia	46.68%	Sist. de Coorden.	C-G	Flujo Total	1420.00 lm
Valor Máximo	230.86 cd	Posición	C=270.00 G=75.00	Sim. en los planos	270-90

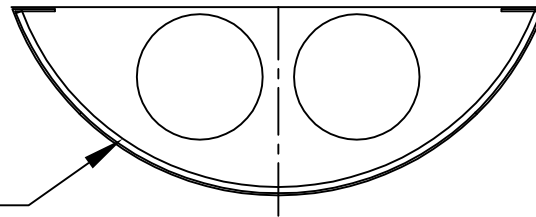
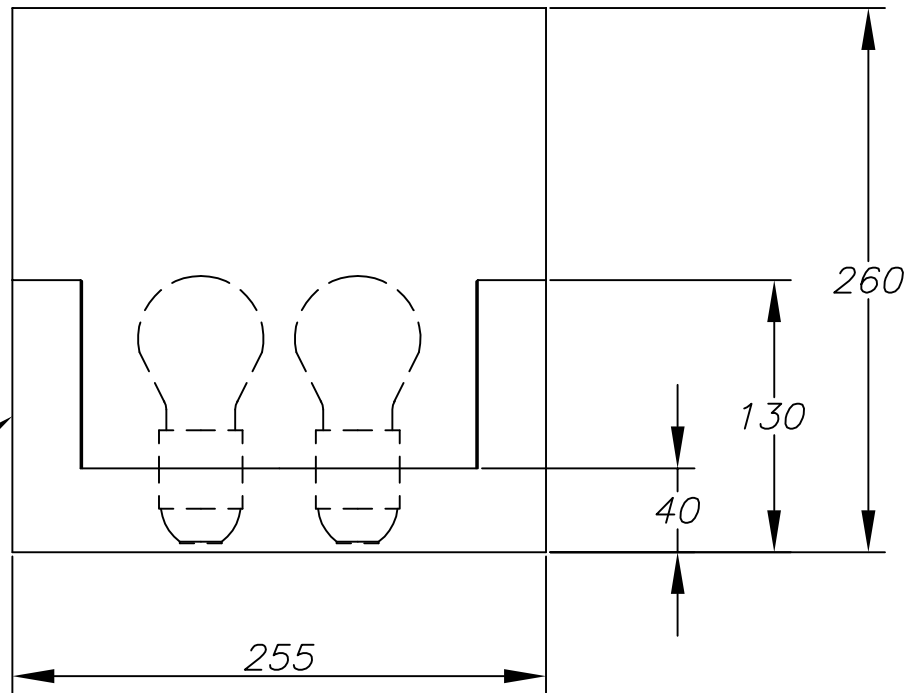
250mm x 260mm

Semiplanos C





IRON/
HIERRO



SATIN GLASS/
CRISTAL SATINADO

