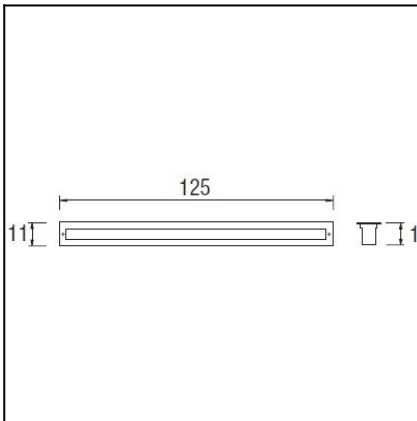




The photograph may not match the reference exactly. Please read the product description to identify the finish.

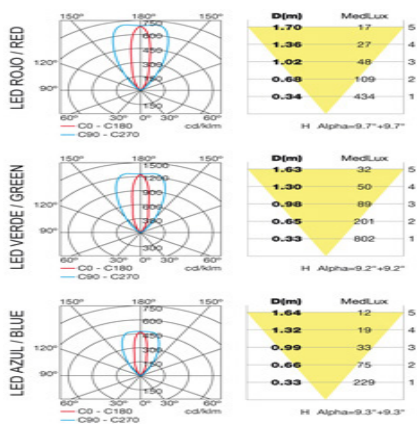
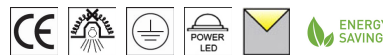


DESCRIPTION

May be flush mounted into the floor. Body produced in injected aluminium, with an AISI 304 stainless steel surround and a tempered glass UV protected diffuser. Rotatable (+-15°) LED light source available in 4.100K LED and RGB LED. 100-240V driver included. Available in three sizes for three different wattages: 12W, 18W and 24W. Its wire outlets on both sides makes it suitable for an array installation. Includes flush mounting box. The RGB version includes a DMX controller.

TECHNICAL CHARACTERISTICS

Type:	Downlight
Adjustable $\pm 15^\circ$ on the vertical axis	
IP Protection degrees:	IP67
IK Protection degrees:	IK08
Bulb:	24 x LED Philips. Led RGB
Power (W):	1W
Voltage / Frequency:	100-240V/50-60Hz
Warranty (Years):	2
Option to extend the guarantee:	Yes, 5 years
Units per box:	2
Net Weight (Kg):	11.915
EAN:	8435111084724,00



Download photometric file .ldt / .ies

MATERIALS / FINISHES

Structure material: Stainless steel AISI304 Extruded aluminium	Diffuser material: Glass
	Diffuser finish: Tempered

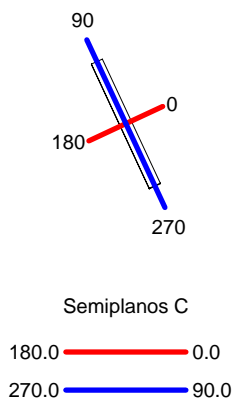
GEAR

Multi-voltage electronic gear included (110-240 V / 50-60 Hz)
Dimming protocol: DMX

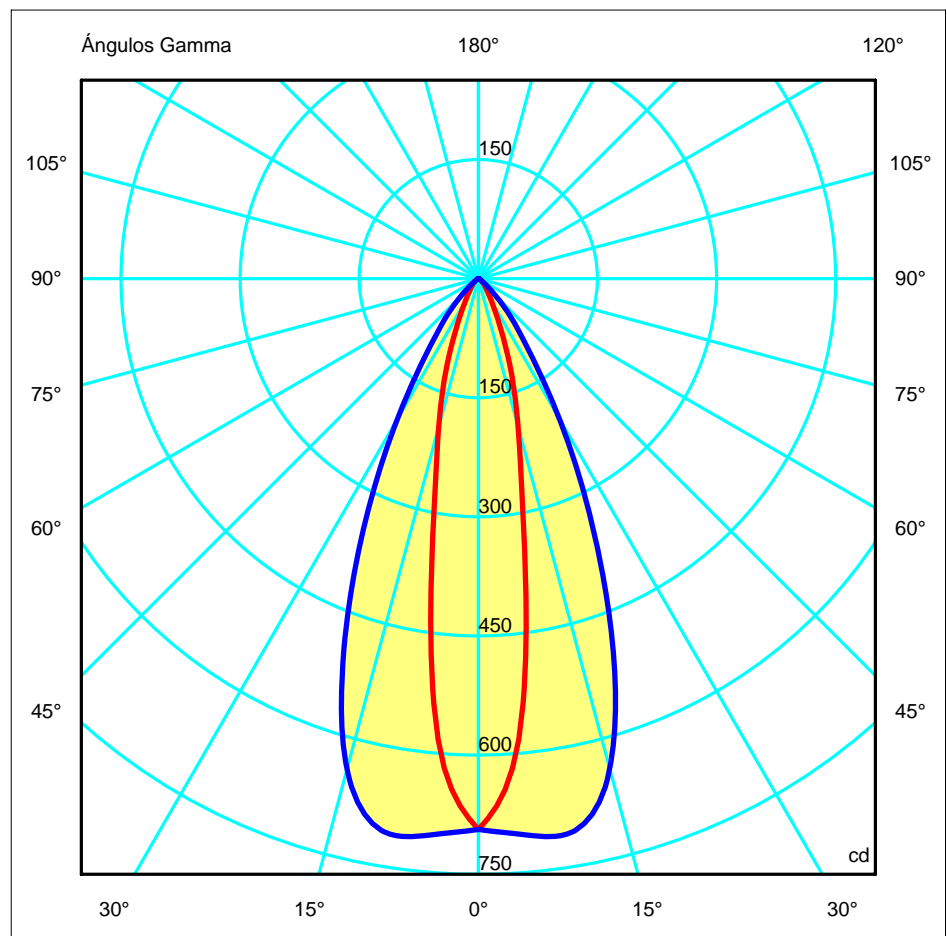
Luminaria		Ensayo		Lámpara	
Código	55-9528 R	Código	55-9528 R	Código	55-9528 R
Nombre	Empotrable leds RGB rojo 24W	Nombre	Empotrable leds RGB rojo 24W	Número	1
Familia	- LEDS C4 LEDS	Fecha	16-11-2011	Posición	Universal
Rendimiento	100.00%	Sist. de Coorden.	C-G	Flujo Total	278.90 lm
Valor Máximo	705.16 cd	Posición	C=90.00 G=10.00	Bisimétrico	
Flujo Rectangular	Longit. 1250 mm	Anchura	110 mm	Altura	5 mm
Área Luminosa Rectangular	Longit. 1170 mm	Anchura	50 mm	Altura	0 mm
Área Luminosa Horizontal	0.058500 m2	Área Emisión sobre Pl. 180°		0.000000 m2	
Área Emisión sobre Pl. 0°	0.000000 m2	Área Emisión sobre Pl. 270°		0.000000 m2	
Área Emisión sobre Pl. 90°	0.000000 m2	Área de deslumbramiento a 76°		0.014152 m2	
Tipo de Simetría	Bisimétrico	Máximo Ángulo Gamma	180		
Distancia de Ensayo	6.44	Flujo de Ensayo	278.90 lm		
Operador	Asselum T2	Tensión de alimentación	230.00 V		
Temperatura	22.00 °C	Corr. aliment.			
Humedad	50.00 %	Fotocélula	PRC		
Notas					

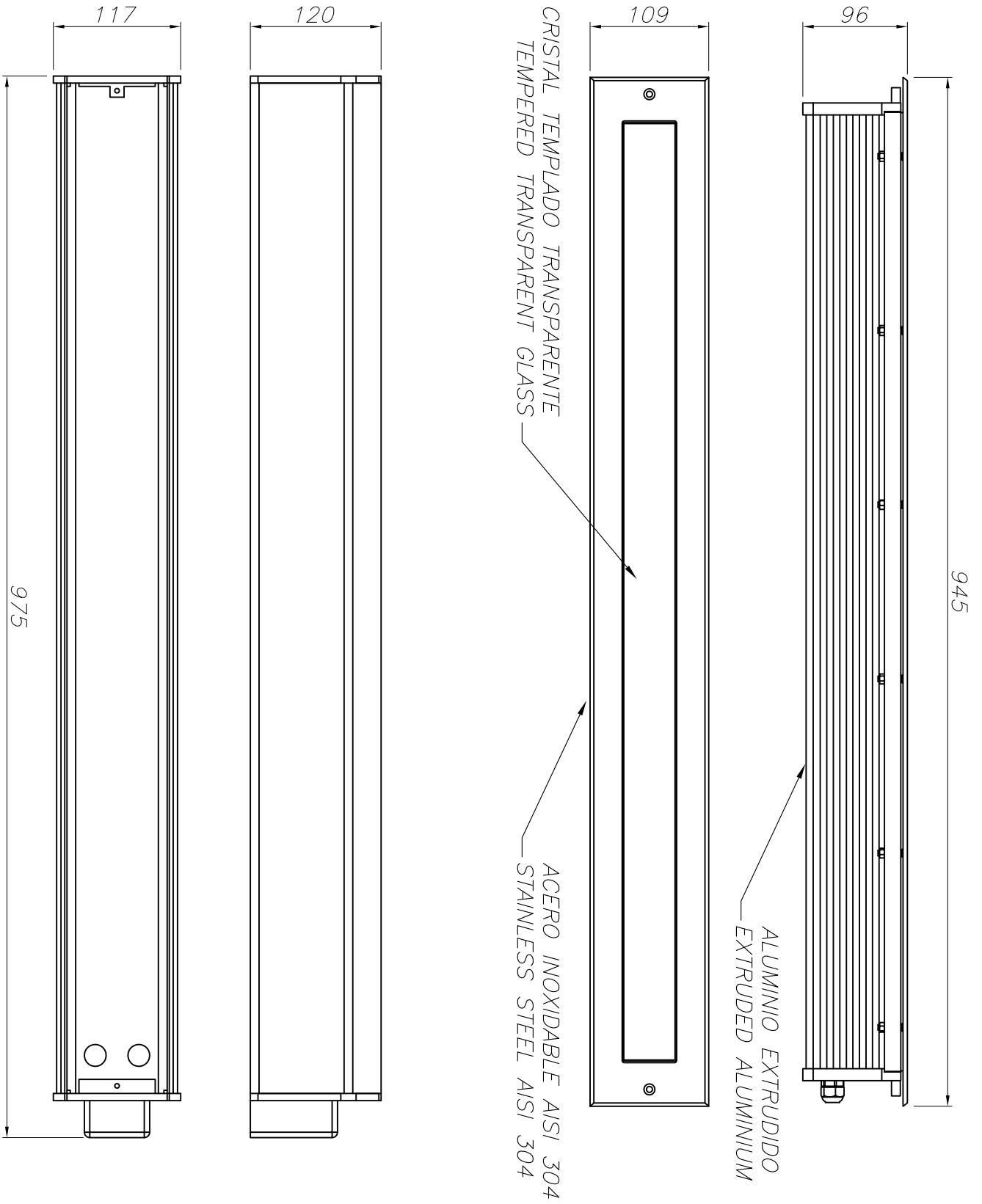
Lámparas de la Luminaria					
Familia	Código	Nombre	Flujo/lm	Pot.W	Cant.
- LEDS C4 LEDS	55-9528 R	Lámpara led rojo	278.90	24.00	1
C.I.E.	93 99 100 100 100	D DIN 5040			
F UTE	1.00 A + 0.00 T	B NBN	A60	BZ 1	

1250mm x 110mm

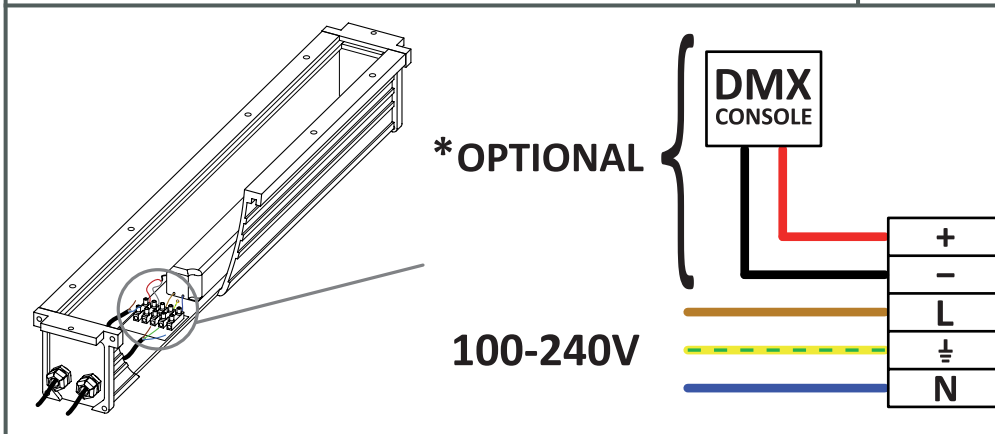
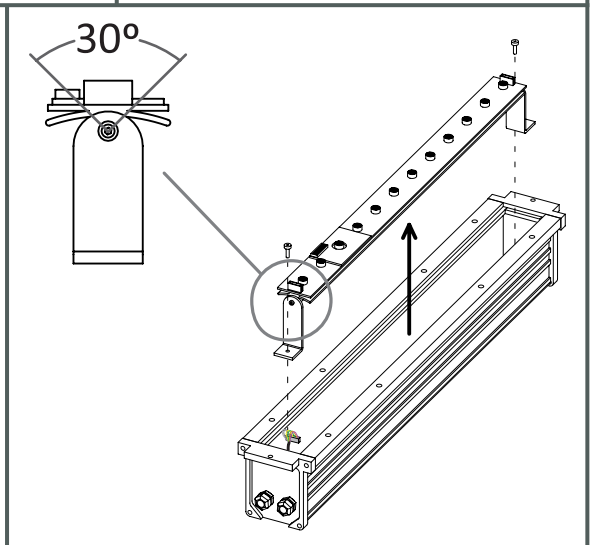
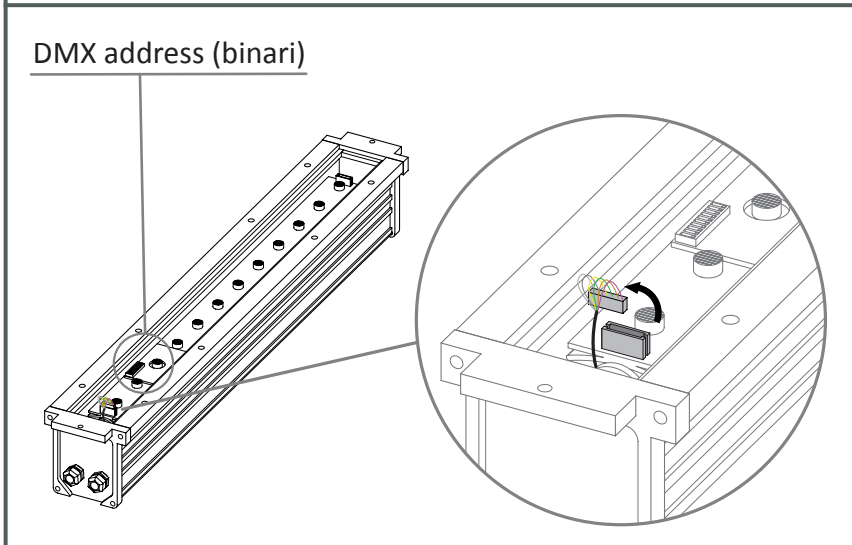
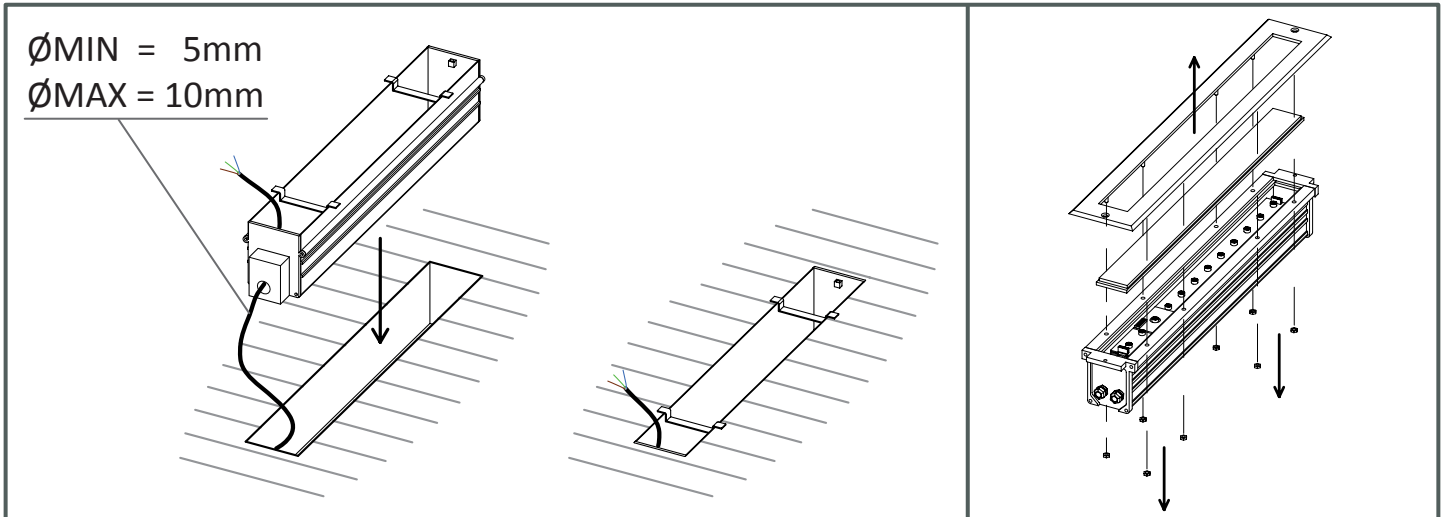


ULOR 0.02 %
DLOR 99.98 %
RN 0.02 %





CAJA DE EMPOTRAR
FLUSH FITTING BOX



- * Consola DMX o programas pre-grabados pagina 2.
- * DMX console or pre-setting programs page 2.
- * DMX Konsole oder vordefinierte programme Seite 2.
- * Console DMX où programmes pré-enregistrés, page 2.
- * Consola DMX o programmi preimpostati.

