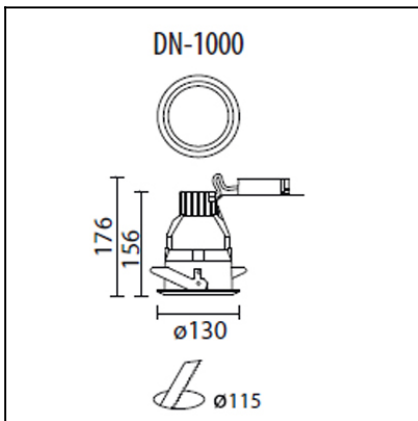


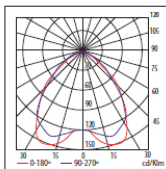
# TRIMIUM S130 DN-1000-N3-B9



The photograph may not match the reference exactly. Please read the product description to identify the finish.



n° 117  
TRIMIUM S130 1x26W GX24q-3  
 $\eta=34,56\%$



H (m)	Emed (lux)	D (m)
1	107	2.13
2	27	4.27
3	12	6.40
4	7	8.54
5	4	7.00

## DESCRIPTION

Downlights suitable for recessed installation on ceilings. Body produced in 100% injected aluminium with a very high purity anodised aluminium reflector in a matt finish. For compact fluorescent lamps (95° beam) and discharge lamps (with 60° beam). Two models (round or square) and different finishes (white, grey and brushed aluminium). All units supplied with high protection glass preventing the infiltration of solid particles and liquids.

## TECHNICAL CHARACTERISTICS

Type:	Downlight
IP Protection degrees:	IP54
Lampholder:	1 x GX24q3
Power (W):	GX24q3 26
Angle Óptiques:	95°
Voltage / Frequency:	220-240V/50-60Hz
Warranty (Years):	2
Units per box:	27
Net Weight (Kg):	0.605
EAN:	8435111060704



## MATERIALS / FINISHES

**Structure material:** Injected aluminium  
**Structure finish:** Baked-on grey paint

**Diffuser material:** Tempered glass  
**Diffuser finish:** Tinted

## GEAR

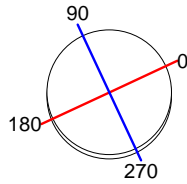
Gear included: Yes, electronic

Download photometric file .ldt / .ies

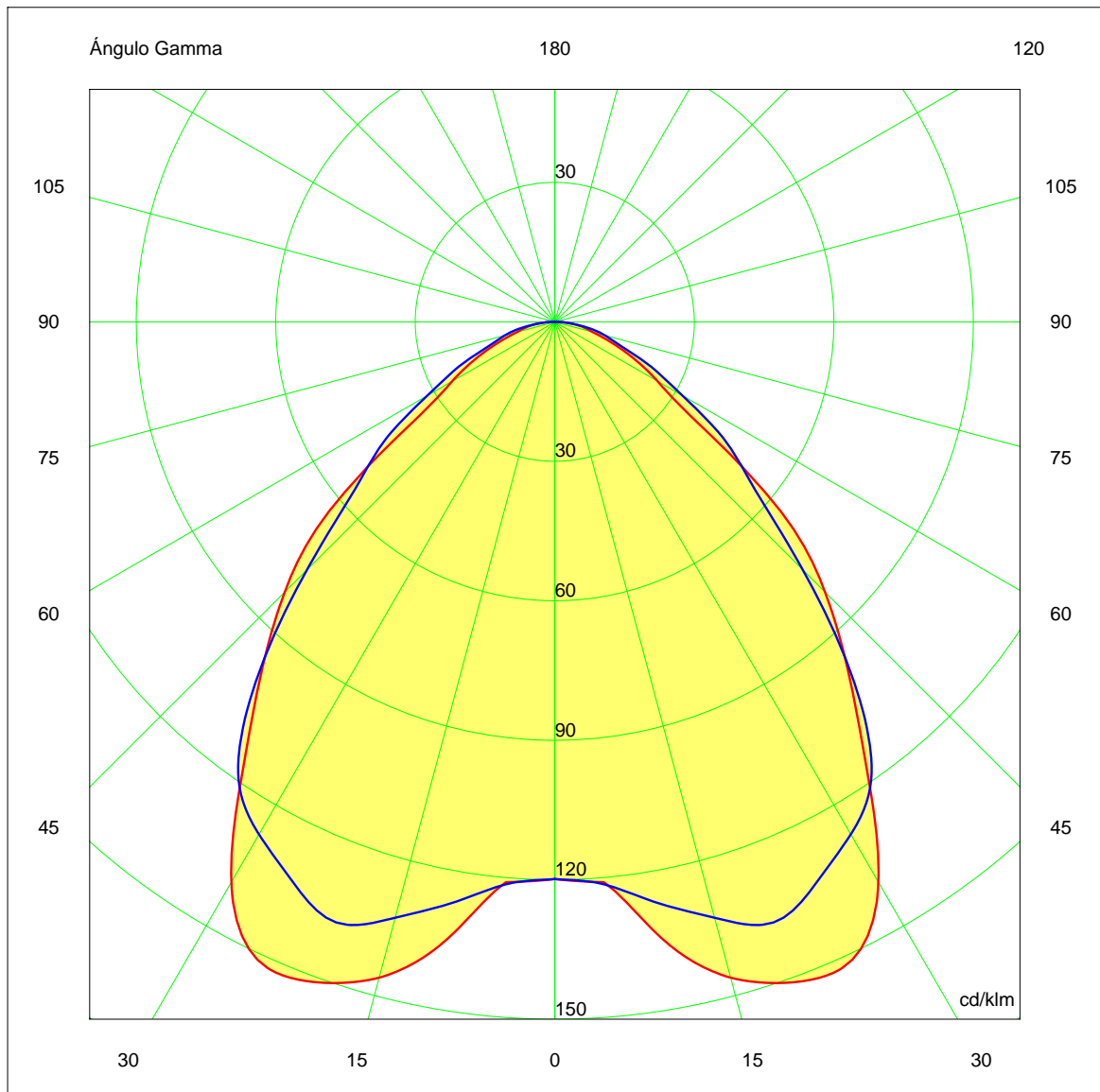
<b>Luminaria</b>		<b>Ensayo</b>		<b>Lámpara</b>	
Código	DN-1000-60-B9	Código	DN-1000-60-B9	Código	PLT26844P
Nombre	Downlight 1x26W GX24q-3	Nombre	Downlight 1x6W GX24q-3	Número	1
Familia	- LEDS-C4	Fecha	07-12-2008	Posición	UNIVERSAL
Eficiencia	34.56%	Sist. de Coorden.	C-G	Flujo Total	1800.00 lm
Valor Máximo	151.36 cd/klm	Posición	C=0.00 G=25.00	Bisimétrico	

Diam=130mm Incasso

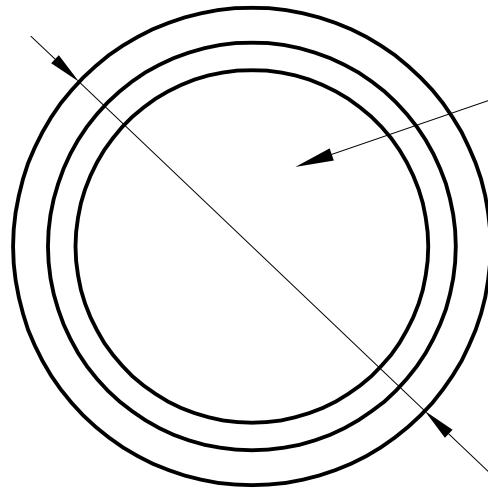
Semiplanos C



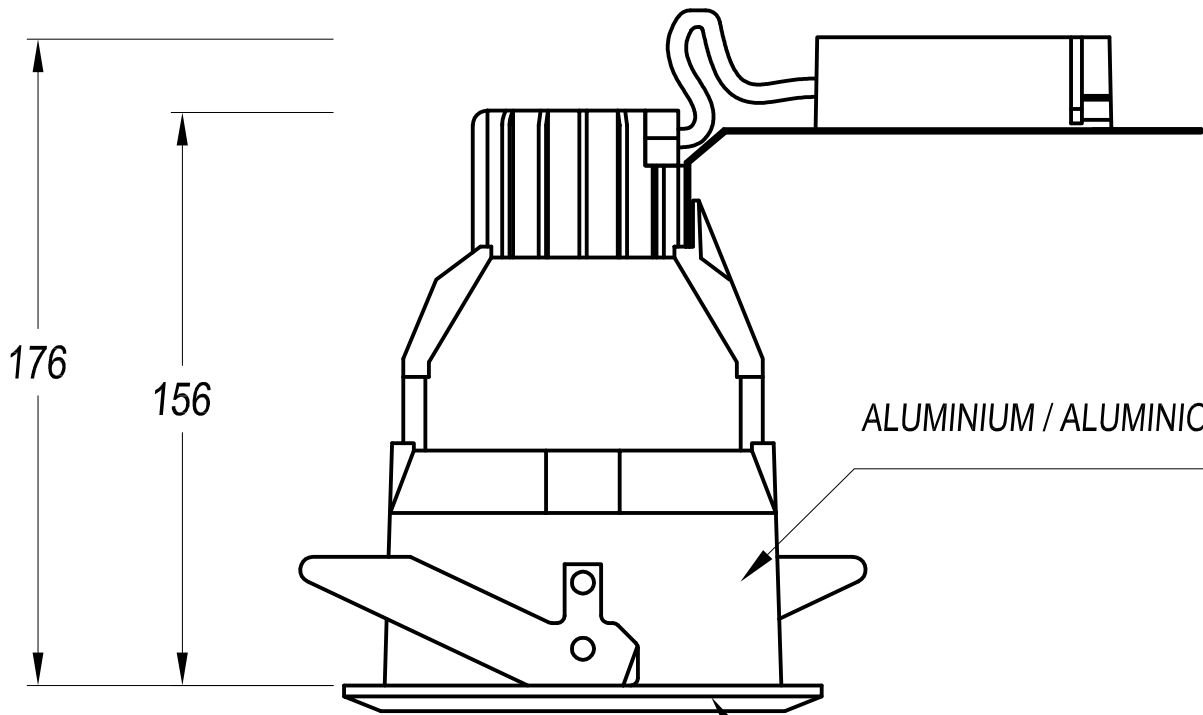
180.0 ——— 0.0  
270.0 ——— 90.0



GLASS, FROSTED  
IN THE CENTRE /  
VIDRIO MATIZADO  
EN EL CENTRO




Ø130



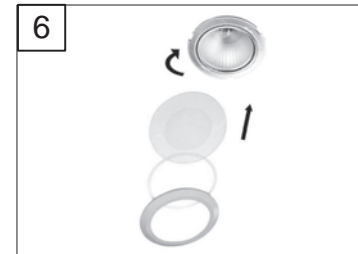



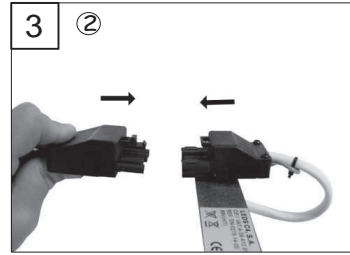



ALUMINIUM / ALUMINIO

ALUMINIUM / ALUMINIO



Ø115



REF.	$\varnothing$	LAMP	SOCKET		
① DN-1000-N3-B9	Ø115	TC-TEL max. 26W	GX24q-3		
① DN-1000-14-B9	Ø115	TC-TEL max. 26W	GX24q-3		
① DN-1000-60-B9	Ø115	TC-TEL max. 26W	GX24q-3		
① DN-1000-S2-B9	Ø115	TC-TEL max. 26W	GX24q-3		
① DN-1006-N3-B9	Ø115	TC-TEL max. 26W	GX24q-3		
① DN-1006-14-B9	Ø115	TC-TEL max. 26W	GX24q-3		
① DN-1006-60-B9	Ø115	TC-TEL max. 26W	GX24q-3		
① DN-1006-S2-B9	Ø115	TC-TEL max. 26W	GX24q-3		
② DN-1001-N3-B9	Ø115	HIT-TC max. 70W	G8.5		
② DN-1001-14-B9	Ø115	HIT-TC max. 70W	G8.5		
② DN-1001-60-B9	Ø115	HIT-TC max. 70W	G8.5		
② DN-1001-S2-B9	Ø115	HIT-TC max. 70W	G8.5		
② DN-1007-N3-B9	Ø115	HIT-TC max. 70W	G8.5		
② DN-1007-14-B9	Ø115	HIT-TC max. 70W	G8.5		
② DN-1007-60-B9	Ø115	HIT-TC max. 70W	G8.5		
② DN-1007-S2-B9	Ø115	HIT-TC max. 70W	G8.5		
③ DN-1002-N3-B9	Ø115	QT-TC max. 60W	G8.5		
③ DN-1002-14-B9	Ø115	QT-TC max. 60W	G8.5		
③ DN-1002-60-B9	Ø115	QT-TC max. 60W	G8.5		
③ DN-1002-S2-B9	Ø115	QT-TC max. 60W	G8.5		
③ DN-1008-N3-B9	Ø115	QT-TC max. 60W	G8.5		
③ DN-1008-14-B9	Ø115	QT-TC max. 60W	G8.5		
③ DN-1008-60-B9	Ø115	QT-TC max. 60W	G8.5		
③ DN-1008-S2-B9	Ø115	QT-TC max. 60W	G8.5		